
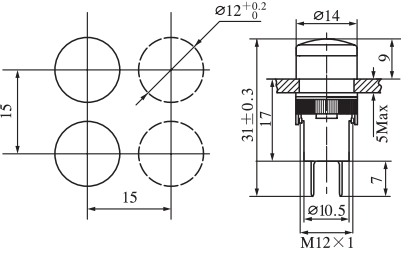


# AD16-12 Indicator Light 12mm Siemens APT

## Product selection

| Name                  | Type  | Model        | Color   | Lamp Voltage  | Appearance dimension  |
|-----------------------|---|--------------|---|---|---|
| Indicators<br>(Round) |  | AD16-12A/□ ■ | red-r<br>green-g<br>yellow-y<br>white-w<br>blue-b | 21-AC.DC 6V<br>22-AC.DC 12V<br>23-AC.DC 24V<br>24-AC.DC 36V<br>25-AC.DC 48V |  |

### Description:

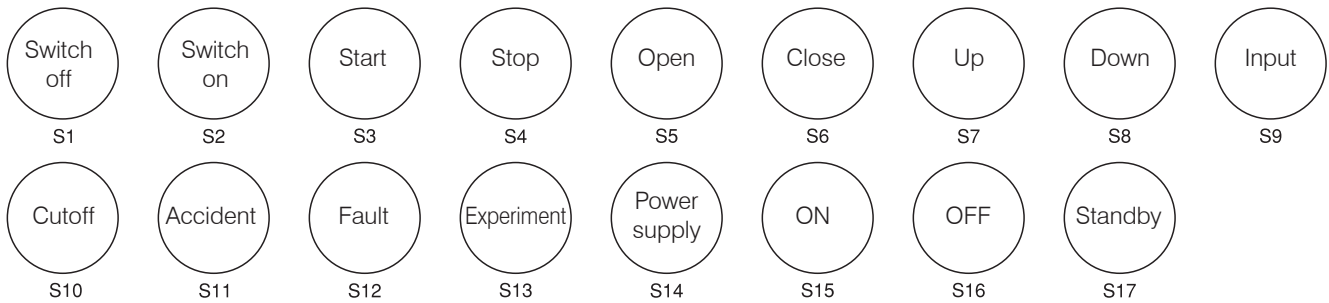
1. "□" in the column of model is indicated with color, "■" is indicated with voltage class code.
2. Provide the indicators with two types of voltages according to the customer's requirements.

### Wiring Method: welded and plug-in type

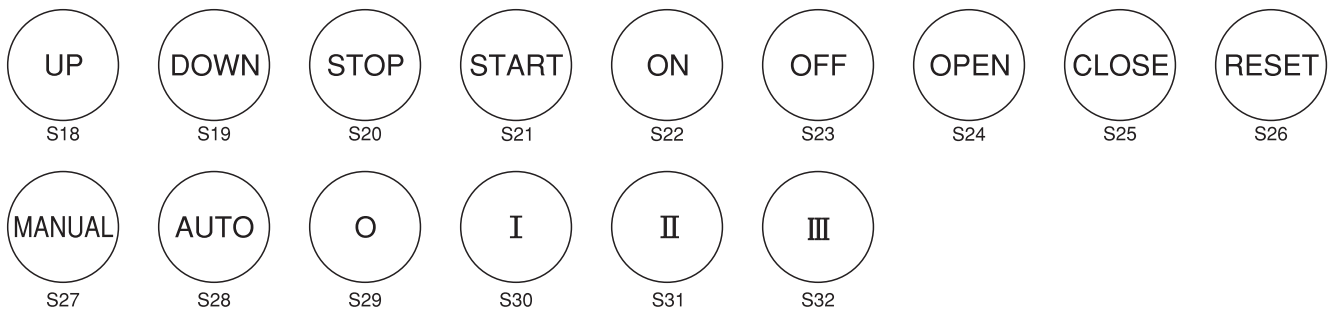
1. The wiring shall avoid being welded. The internationally common used plug bush (2.8x0.5mm) shall be used for connection and the jacket shall be installed.
2. The terminals are welded within 20W/5 seconds or 260°C /3 seconds when welding is applied. No force is applied to the terminals and the soldering iron shall not contact the enclosure. The stress shall not be applied on the terminals, neither lifting or bending the terminals, nor applying external force on the terminals.

# Printing Symbols on Pushbutton/Indicator

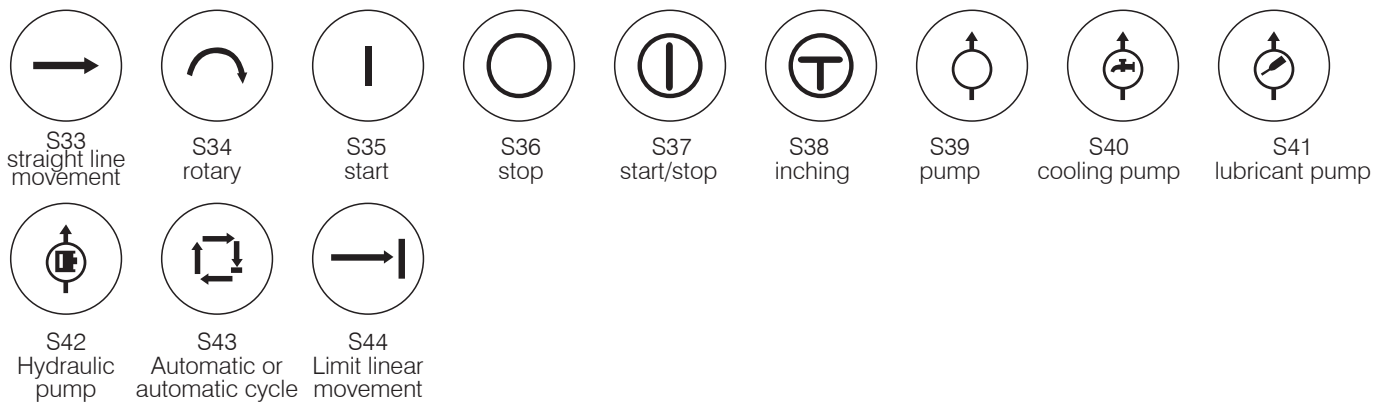
## Printing Symbols



## Standard Symbols



## ISO Symbols



## Selector switch Label or Inscription on Label Frame

